



**FAMILIES
IN ACTION**
FOR QUALITY EDUCATION



THE UNSPOKEN PANDEMIC

A-G: COLLEGE ELIGIBILITY

What Is A-G?

Why does it matter?


In part one of FIA's 2023 report, we looked at K-12 academic performance across Oakland public schools and the data showed that just 1 in 10 Black and Brown students are at grade level in Math, and 2 in 10 in Reading. Next, we will deep dive into high school performance to understand the impacts of the pandemic on our students nearing the K-12 finish line.

I'm passionate about A-G because I grew up in East Oakland and attended Oakland Unity High School. At Unity, 90% of students that graduate complete their A-G courses and are eligible to apply to a UC or CSU. While this is true at my alma mater, far too many Oakland students who are Black, Brown, or have IEPs graduate but are not eligible to go to their own state college or university. Collectively, we need to "Raise the Bar" in Oakland and make sure each and every single student graduates with their A-G Requirements completed.

In this report, we'll look at three key metrics: 1) high school graduation rates, 2) high school drop out rates, and 3) A-G completion rates. For each of those areas, we measured the outcomes of students from the original freshman class after four years of high school.

I am especially proud that this report highlights Oakland's bright spot schools and features the wisdom of educators and how they are breaking the cycles of inequitable A-G access for our Oakland students.

So, let's look at how our schools are preparing our future leaders for college and career.



Javier Barraza

Lead Youth Organizer
Families in Action for Quality Education





STUDENTS

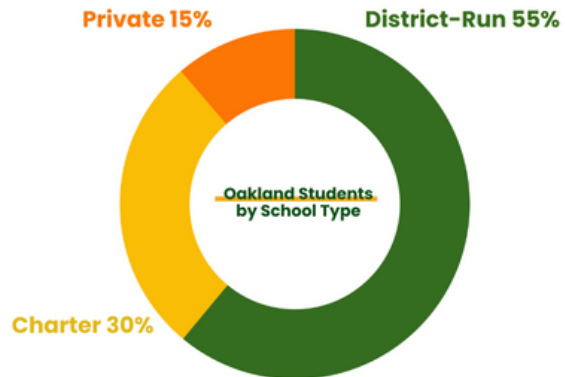
OAKLAND AT A GLANCE

Snapshot of Oakland High School Students

School type:

- 55% percent attend district-run schools
- 30% attend charter schools
- 15% attend private schools

The Unspoken Pandemic
 Snapshot of Oakland High School Students
 ● District-Run ● Charter ● Private



College Has a Big Impact On Future Wealth

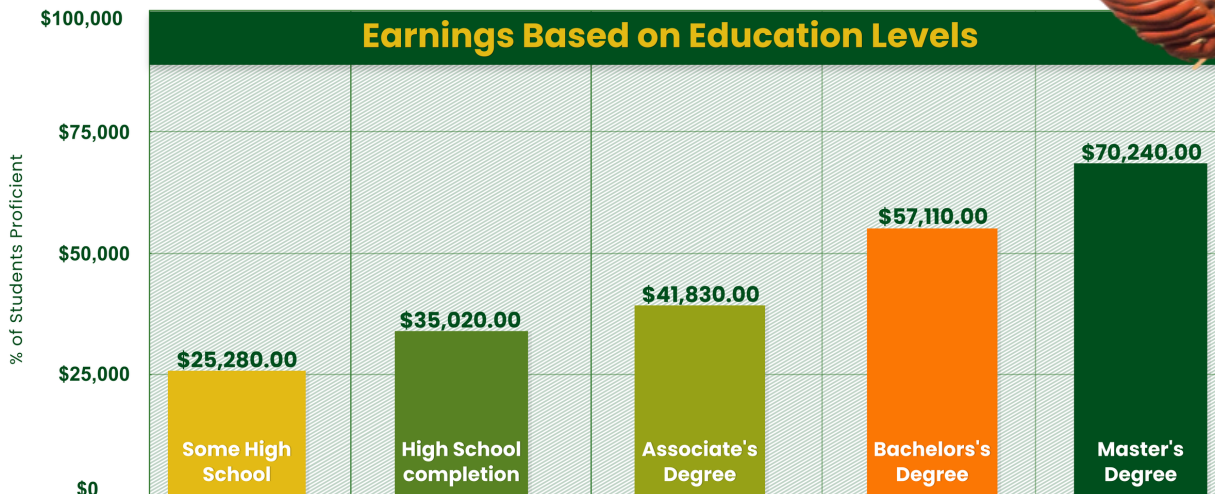
Today, many high earning jobs require higher education, usually a college degree. Median annual salary data show that increased earnings correlate to increased educational levels. On average, those with a high school diploma earn \$35,000 a year compared to \$70,000 a year for those with a master's degree.



The Unspoken
Pandemic

The Money Bag

Does going to college affect you future earnings?



* Includes data from all public schools located in Oakland, including district-run, charter, country-authorized, and alternative



GRADUATION

WHO GRADUATED ON TIME IN 2022?

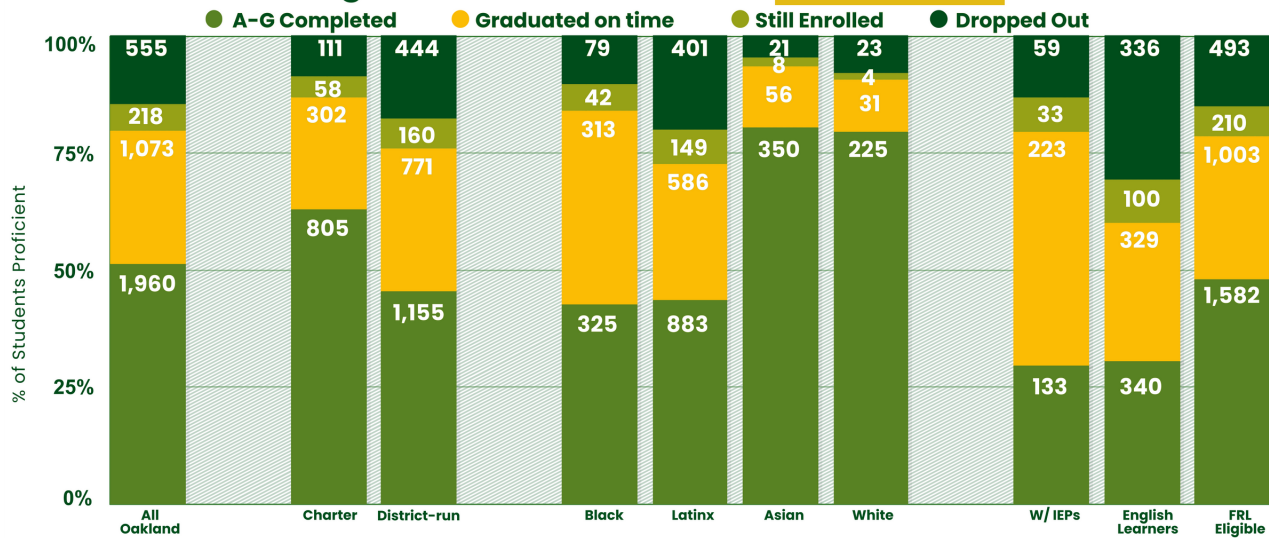
Graduation data provides the foundation for A-G completion. If a student isn't on track to graduate from high school, they're also not on track for being eligible to apply to a 4-year college.

Just 50% of Oakland students graduate with A-G completed. High school outcomes vary across different student groups and races – only 59% of English language learners graduated on time in 2022.

The Unspoken
Pandemic

Graduation Snapshot

High School Outcomes for Class of 2022



* Includes data from all public schools located in Oakland, including district-run, charter, country-authorized, and alternative



"Our graduation requirements are above A-G requirements and we also do not give credits for D's. This ensures that all students are aiming for A-G eligibility."

-Rodolfo Ornelas, East Bay Innovation Academy



GRADUATION

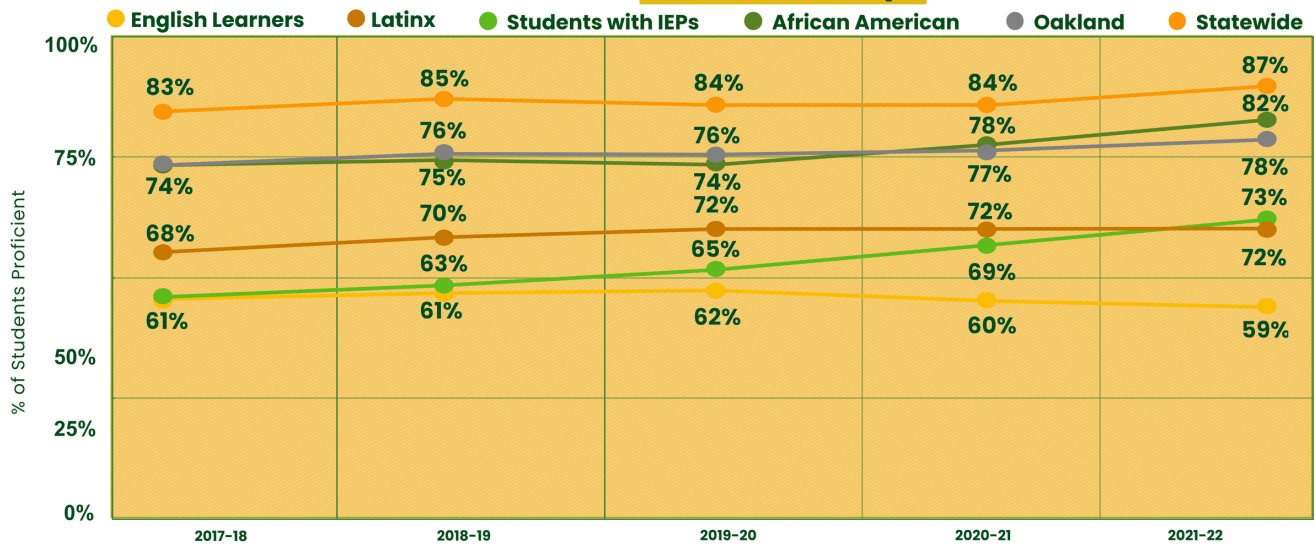
IMPROVEMENT BUT INEQUITIES REMAIN

Oakland continues to lag behind state graduation rates (though its charter schools – as a whole – perform at or above state levels). Yet, over the last five years, graduation rates have improved for most student groups, notably Students with IEPs and African American students had double digit gains. However, graduation rates for English Learners have declined and Latinx students – the largest student group in Oakland Public Schools – have been relatively flat over the past three years.

The Unspoken
Pandemic

Graduation Rates

Vulnerable Student Groups



* Includes data from all public schools located in Oakland, including district-run, charter, country-authorized, and alternative

"Students that fail courses with a C- or below are provided immediate opportunities to begin credit recovery. A-G completion as well as at least a college acceptance to a 4 year college or university is required to graduate from AIMS."

-Maurice Williams, AIMS College Prep High School





DROP-OUTS

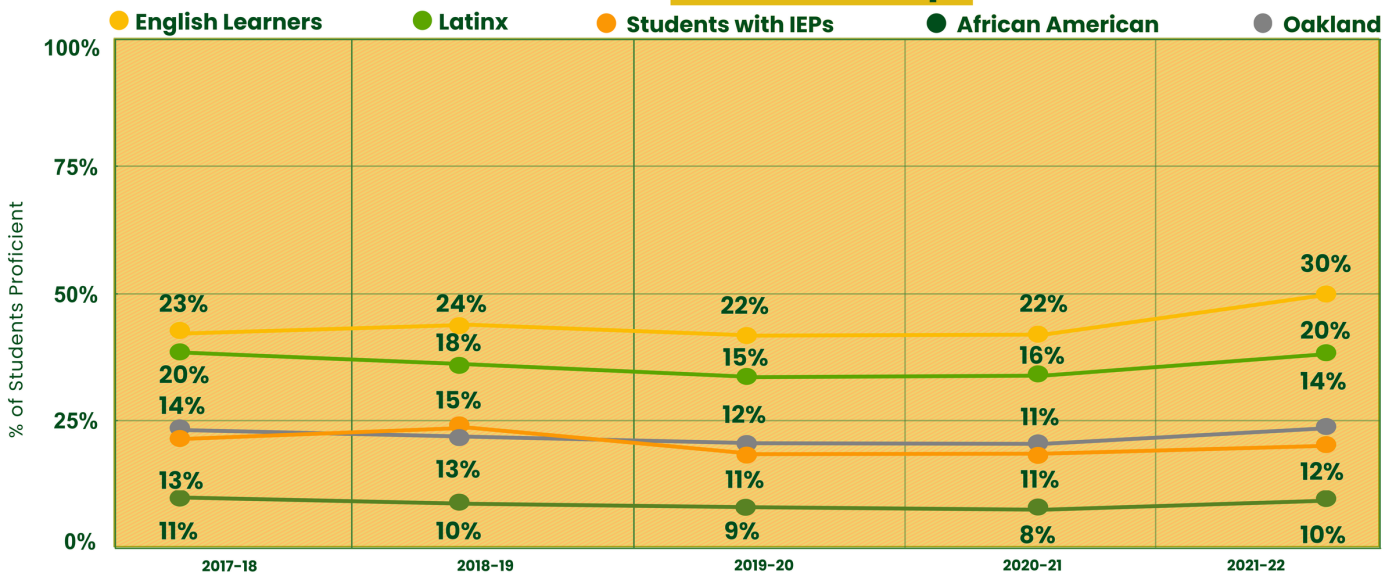
EQUITY IMPACT ON ELS & LATINOS

Up until the past academic year, Oakland high schools – particularly charter schools – have been steadily chipping away at the drop-out rate (-1% per year) from 14% in 2018 to 11% in 2021 (17% down to 7% for charters). As a result of the pandemic, those gains have been all but erased, with 14% of Oakland students dropping out in 2022.

The Unspoken *Pandemic*

Dropout Rates

Vulnerable Student Groups



* Includes data from all public schools located in Oakland, including district-run, charter, country-authorized, and alternative

Impact on English Learner Students

The backsliding trend among dropouts from 2021 to 2022 was observed in key student subgroups, with many reverting to 2018 levels and some skyrocketing at an alarming rate.

One of the most concerning Oakland trends: 22% vs 30% of English Learners dropping out in 2018 and 2022, leaving them much worse off than five years ago.





A-G EQUITY

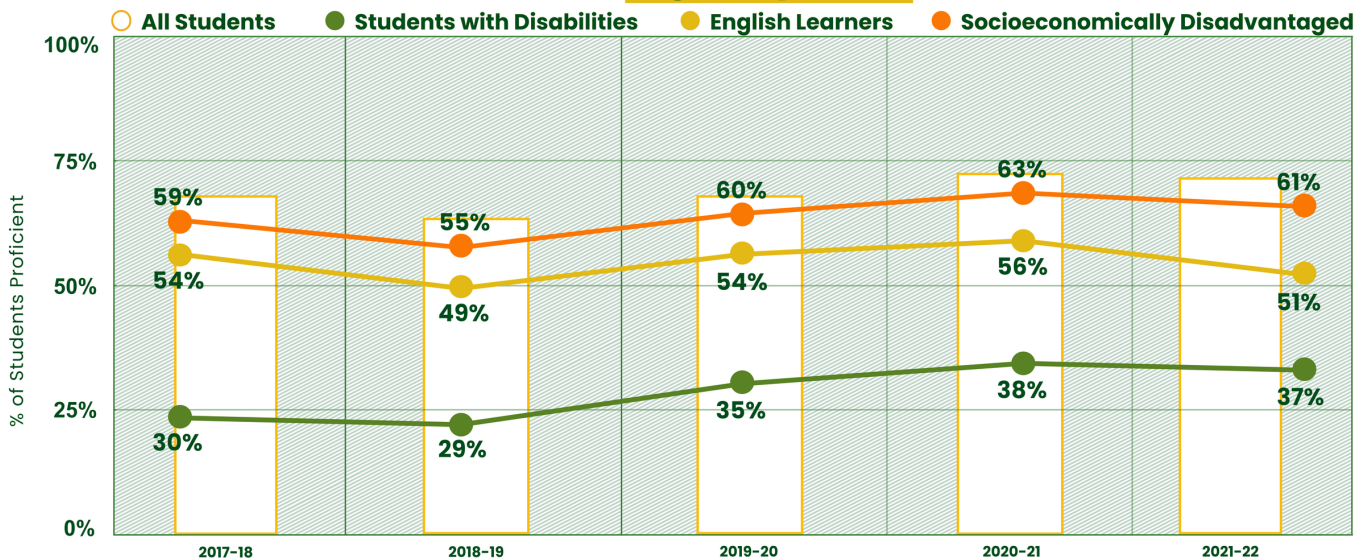
WHO'S COLLEGE ELIGIBLE IN OAKLAND?

A closer look at groups of students

Students who are identified as English Language Learners and those with disabilities are farthest from completing A-G 4 year college eligibility requirements upon high school graduation. These students are also the least proficient in grade-level reading and math.

The Unspoken
Pandemic

Oakland Graduates CSU/UC Eligibility Rates



* Includes data from all public schools located in Oakland, including district-run, charter, country-authorized, and alternative

Types of schools

District-run high schools have steadily improved (+11%) over the past half-decade, contributing to the increasing citywide A-G completion rates.

Charter high schools (73%) outperformed in A-G completion as compared to the state (51%) and OUSD (60%) despite fluctuations from year to year.





A-G EQUITY

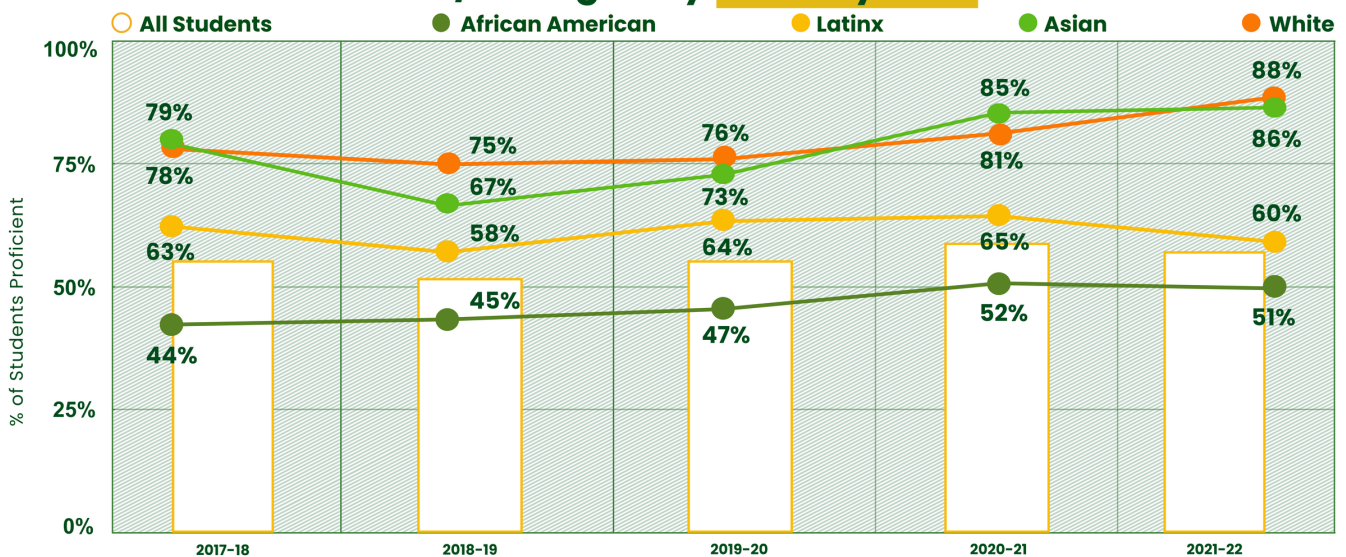
THE RACIAL GAP WIDENED IN 2022

Since 2018, all major racial groups saw increases in A-G completion rates for graduates, except for Latinx students, whose rates have net decreased (-3%). Given that Latinx students make up about 45% of the graduating student body, this is a huge area of opportunity to implement systemic changes that speak directly to the needs of Latinx students.

African-American graduates who completed A-G course requirements have increased by 7% over the past 5 years. This is inspiring news, but still only half of African-American graduates (51%) and just 60% of Latinx graduates are eligible for CSU/UC admission.

The Unspoken *Pandemic*

Oakland Graduates CSU/UC Eligibility Rates by Race



* Includes data from all public schools located in Oakland, including district-run, charter, country-authorized, and alternative

"As an academic counselor, I make sure students are on track by looking through their historical grades and making sure to fill any gaps that might be present from past years when creating schedules. I also give presentations to juniors and seniors about A-G requirements."

-Taylor Simmons, Oakland Charter High





BY SCHOOL

A - G PERFORMANCE AT EACH SCHOOL

Across Oakland, A-G rates varied widely. This chart shows how the school did in 2022 for African-American, Latinx, Asian, White, students with disabilities, and English Learners.

Oakland has 13 high schools where 80% or more students complete A-G, but only three (3) where more than 80% of Black students complete their A-G requirements, and 11 for Latinx students. Just three (3) high schools meet 80% for students with IEPs and seven (7) for English Learners.

The Unspoken *Pandemic* % of Students Who Met UC/CSU Graduation Requirements (A-G) in 2021-2022

| School Name (* = Alternative School) | School Type | Region | All Students | African American | Hispanic / Latinx | Asian | White | Students with Disabilities | English Learners | Size |
|--|--------------|-----------|--------------|------------------|-------------------|-------|-------|----------------------------|------------------|-----------|
| Envision Academy for Arts & Technology | Charter | Central | 100% | 100% | 100% | * | * | * | 100% | Small/Med |
| Oakland Unity High | Charter | East | 100% | * | 100% | * | * | * | 100% | Small/Med |
| Oakland Charter High | Charter | East | 100% | * | 100% | 100% | * | 100% | 100% | Small/Med |
| AIMS College Prep High | Charter | Northwest | 99% | 100% | 94% | 100% | * | * | 100% | Small/Med |
| ARISE High | Charter | East | 99% | * | 100% | * | * | 93% | 100% | Small/Med |
| MetWest High | District-run | Central | 95% | * | 93% | * | * | * | * | Small/Med |
| Latitude 37.8 High | Charter | East | 92% | 92% | 95% | * | * | * | 100% | Small/Med |
| Bay Area Technology | Charter | Northeast | 89% | * | 94% | * | * | * | * | Small/Med |
| Coliseum College Prep Academy | District-run | East | 89% | * | 94% | * | * | 82% | 93% | Small/Med |
| East Bay Innovation Academy | Charter | Northeast | 86% | 60% | 85% | * | 100% | 59% | * | Small/Med |
| LIFE Academy | District-run | East | 83% | * | 87% | * | * | 75% | * | Small/Med |
| Oakland School for the Arts | Charter | West | 83% | 73% | 60% | 100% | 88% | 60% | * | Small/Med |
| Lighthouse Community Charter High | Charter | East | 83% | * | 84% | * | * | * | 71% | Small/Med |
| Oakland International High * | District-run | West | 79% | * | 76% | * | * | * | 79% | AltEd |
| Oakland Technical High | District-run | Northwest | 79% | 56% | 62% | 95% | 94% | 28% | 54% | Large |
| Skyline High | District-run | Northeast | 65% | 58% | 61% | 68% | 87% | 29% | 52% | Large |
| Aspire Lionel Wilson College Prep. Academy | Charter | East | 63% | * | 60% | * | * | 36% | 50% | Small/Med |
| Oakland High | District-run | Central | 62% | 44% | 48% | 81% | * | 24% | 46% | Large |
| Alternatives in Action * | Charter | East | 62% | * | 61% | * | * | * | 53% | AltEd |
| McClymonds High | District-run | West | 60% | 58% | * | * | * | 40% | * | Small/Med |
| Oakland Military Institute, College Prep. | Charter | West | 60% | * | 50% | 86% | * | * | 26% | Small/Med |
| Fremont High | District-run | East | 53% | 46% | 58% | * | * | 15% | 51% | Large |
| Madison Park Academy 6-12 | District-run | East | 44% | 21% | 49% | * | * | 17% | 36% | Small/Med |
| Castlemont High | District-run | East | 33% | 41% | 31% | * | * | 11% | 31% | Small/Med |
| Independent Study, Sojourner Truth * | District-run | Northeast | 32% | 21% | 27% | 43% | * | 18% | 21% | AltEd |
| Aspire Golden State College Prep. Academy | Charter | East | 28% | * | 28% | * | * | * | 7% | Small/Med |
| Rudsdale Continuation High * | District-run | Northeast | 2% | 0% | 2% | * | * | 0% | 2% | AltEd |
| LPS Oakland R & D Campus | Charter | East | 1% | * | 1% | * | * | 0% | 0% | Small/Med |
| Street Academy Alternative High * | District-run | West | 0% | 0% | * | * | * | * | * | AltEd |
| Gateway to College at Laney College * | District-run | Central | 0% | * | * | * | * | * | * | AltEd |
| Ralph J. Bunche Continuation High * | District-run | West | 0% | 0% | 0% | * | * | * | * | AltEd |
| Dewey Academy High | District-run | Central | 0% | 0% | 0% | * | * | * | 0% | AltEd |
| Opportunity Academy * | Charter | Central | 0% | 0% | 0% | * | * | * | 0% | AltEd |
| Young Adult Program * | District-run | Central | * | * | * | * | * | * | * | AltEd |



SECRET SAUCE

SYSTEMS FOR INCREASING A-G

While the data illuminates challenges with college eligibility, we want to also share the "secret sauce" of many Oakland schools that are increasing equity in A-G completion rates:

- **One to One session with counselors:** Counselors are meeting on a scheduled and structured basis with all students. It's a system-wide approach to reach and encourage all students, not just those who are deemed "college material."
- **Tiered support for on-track and off-track students:** Courses like "First Year Seminar" or "College/Career Planning" help students chart their goals and stay on track. If a student starts to fall off track, a team of educators, advisors, and students/parents intervene to make a joint plan to support the student to get back on track.
- **Align Courses and Grading Policies with A-G standards.** At a systems level, all courses are approved by UC to be deemed "A-G" compliant. Graduation requirements are aligned with A-G requirements. Many schools have a "Dump the D" policy and have heavily resourced academic supports to ensure students earn C- or better so their course qualifies for CSU/UC.
- **Double-block scheduling:** The High school schedule is designed to allow for credit recovery if students need to retake a class. Credit recovery is offered at all grades, not just junior and senior year.



Shanti Elliott, Pathway Coach at Skyline High School

"Counselors are the key players. They make sure to advise students as they are choosing classes and building out their schedules. They, along with admin, ensure regular family communications by email."



Joshua Weintraub, Dir. of College & Career Success Lighthouse High School

"Aligning our graduation requirements to A-G is not only a commitment to college opportunity, it's about ensuring that all students, regardless of their plans after high school, are better prepared for the world."



Brent Daniels, Superintendent at Leadership Public Schools Oakland

"Our students' potential in life is limitless, and ensuring that students are A-G eligible and college-ready upon graduation is foundational to maximizing their potential."



PARTNERSHIP

CULTIVATING FAMILY AGENCY IN A-G

School leaders also shared strategies they are using to build student and parent awareness, understanding, knowledge and ultimately, family agency. Increasing the agency of families can dramatically increase college eligibility rates. Here's how Oakland schools are bringing families into the center of A-G.

- **Affinity Groups:** Leverage identity-based family affinity groups, ie Black Family Council meetings to integrate A-G knowledge building and progress tracking
- **In-person engagements:** Workshops to share A-G information, 11th and 12th Grade FAFSA Completion and Cash for College workshops and partnerships with partners like Oakland Promise.
- **College Counselor Connections:** Personalized meetings with students and families twice per semester to track academic readiness
- **Technology:** Using Parent Square and similar technology platforms to send out college information and reminders.



Lai Saechao, Educational Coordinator at AIMS College Prep High School

"We support all students similarly but additional meeting and accommodations can be made for families who need more support"



Alykhan Boolani, Co-Principal at LIFE Academy

"We do pay special attention to our students in the minority -- especially our Black students. We hold regular events to specifically build and connect with Black families, as our school is 90% Latinx."



Keisha Stephens, Assistant Principal at Oakland Unity High

"We value being a small high school allowing for strategic personalized academic support and promoting a safe environment with high academic and behavioral expectations."





CHALLENGES

CULTIVATING FAMILY AGENCY IN A-G

What common challenges are schools facing?

FIA is committed to partnering with schools to leverage family leadership to address these challenges in the year ahead:

- Family engagement and parent turnout for A-G awareness events. School leaders reported that getting parents to come to school to learn about A-G was a challenge, particularly for traditionally underserved student groups and families.
- Language barriers. The language barrier was a challenge for schools. They cited that many families don't learn about A-G early on because of language barriers.
- Mindset. For some teachers and families, college is not seen as an affordable or attainable option for all students.



Bianca Lorenz Gonzalez, College & Career Pathway Coach at Madison Park

"Families don't always respond or show up to the events we have for them. We have tried to incentivize attendance with dinner and raffles."



Phung Lai, Executive Director at Alternatives in Action

"A huge challenge is families who don't think they can afford college or that going to college will take students away from home, or be one less financial contributor to the family."



Liv Perez, College Counselor at EFC Latitude High School;

"One of our challenges is keeping parents highly engaged through their student's high school career. [So one of my focus areas is] teach[ing] people how to become their own advocates and creat[ing] inclusive communities."





CELEBRATE

SCHOOLS BEATING THE ODDS

The disruptive and isolating nature of the pandemic created challenging conditions for schools to instruct and connect with students. Many schools experienced dips in graduation and/or A-G completion rates during the pandemic years - some schools lost ground and are now back where they were 5 years ago. Some aren't.

These bright spots are schools that maintained or increased their A-G completion rates despite the pandemic years. Here are some high schools that beat the odds:

OUSD Oakland International High

A highly specialized community school, Oakland International High enrolls recently arrived immigrant and refugee students, with academic goals of providing quality alternative education in English language acquisition in addition to preparation for college. While their graduation rate still lags behind the citywide average, 79% of seniors who graduate on time complete their A-G requirements - far above citywide rate and +20% increase over 5 years.



Oakland Unity High School

A longtime East Oakland high school, Oakland Unity High not only has a track record of high graduation rates but also high A-G completion rates for its graduates. In 2022, Oakland Unity High was one of 3 high schools in Oakland where every single one of their graduates completed their A-G courses, making them eligible for admission to CSU/UCs.



CELEBRATE

SCHOOLS BEATING THE ODDS



OUSD Coliseum College Prep Academy

In 2022, 94% of Latino students and 83% of students with IEPs graduated making them eligible for admission to CSU/UCs. The strong focus on equitable access for students with disabilities has been a hallmark of the approach at CCPA.

Envision Academy for Arts & Technology

In 2022, Oakland Charter High was one of 3 high schools in Oakland where every single one of their graduates completed their A-G courses, making them eligible for admission to CSU/UCs. Notably, 100% of their graduates with IEPs also completed their A-G requirements.



AIMS College Prep High School

100% of Black students at AIMS completed A-G in 2022 alongside 94% of Latinx students. The AIMS model also emphasizes A-P completion with high numbers of A-G courses offered that boost students' competitiveness for selective college admission.

ARISE High School

Alongside its Community Health Pathway, ARISE invests deeply in college counseling for its student body with 4 full time counselors for their small high school in the Fruitvale. The results are remarkable - 100% of Latino students and 93% of students with disabilities are graduating eligible for a 4-year college.





CELEBRATE

SCHOOLS BEATING THE ODDS



Oakland Charter High School

In 2022, Oakland Charter High was one of 3 high schools in Oakland where every single one of their graduates completed their A-G courses, making them eligible for admission to CSU/UCs. Notably, 100% of their graduates with IEPs also completed their A-G requirements.

Latitude 37.8 High School

One of Oakland's newest high schools, Latitude graduated its first class in 2022. In this inaugural graduating class, 100% of their black students graduated on time - the only high school to do so in 2022. 92% of Black students and 95% of Latinx students completed A-G. Off to a strong start!



Castlemont High School

Castlemont High School's African-American students gained 31 points in A-G completion rates, moving from 10% A-G completion to 41%. Outstanding acceleration for the Knights!

Skyline High School

Skyline High school had double-digit gains for both Latinx and African-American students during the 2021-2022 school year. Latino students at Skyline moved from 51% to 61% A-G completion and Black students also made strides, moving from 48% to 58%. Get it Titans!





EVOLVE

THE WORK CONTINUES

In 2014, the OUSD passed the College and Career Readiness Act, also known as Measure N, which was designed to connect high school students with real-world work experiences, robust student support, and rigorous academics. Both graduation and A-G rates have improved during this time.

Through consistent focus over the last near-decade, Oakland high schools have shown that we can achieve the outcomes that our students deserve. In 2022, Oakland voters renewed their investment in Measure N. With twelve more years of Measure H investment ahead, our Oakland public schools have an incredible opportunity to better prepare all students for life after high school.

While Oakland schools have made strides, we have a long way to go when it comes to college readiness. What good is a high school diploma if you don't really have the option to go to college? We understand that college is not the path every student will take, but we believe strongly that every student must have the option. As our schools improve, it is families and students who must make sure we set ambitious goals, monitor progress, and make sure that students are on track. Together, schools and families can get Oakland back on track.

Gratitude

This report was made possible by:

- The 20 Oakland school leaders who shared their experiences, challenges and successes on the 2023 A-G Survey
- OUSD High School Network Superintendent Vanessa Sifuentes
- Our partners at Oakland Promise and Theresa Vidaurri, Destination College Advising Corp (DCAC), UC Berkeley
- Carrie Chan and Dana Wellhausen for their data finesse and Paul Byrd for graphics
- Energy Convertors, our long time A-G partners
- Koshland Family Foundation





SOURCE

UNDERSTANDING THE DATA

To offer the most accurate picture of academics in Oakland, we analyzed the data by school and by citywide. All public schools operating in Oakland, regardless of designation or authorizer, were included in this analysis. To provide a richer analysis as well as unmask potential equity gaps, we also examined citywide and school data by different student subgroups.

Subgroups in this report include groups across race (Black, Latinx, White, Asian), socioeconomic status (FRL-eligible), gender (female, male), language status (English language learners), and students with disabilities. Data for some other historically underserved races or groups were unavailable due to public data privacy rules for groups with small numbers of students.

Data sources:

- CA's Department of Education A-G and Graduation Rates (2017-21)
- CA's Department of Education CALPADS/CBEDS/CDS/Private School Enrollment Data (2021-22)
- Educational Outcomes Data from National Center for Education Statistics (2018)
- Geographical regions and districts as defined by OUSD's Strategic Regional Analysis (2018) and latest Board of Education redistricting maps (2022)





NEXT

EACH ONE TEACH ONE

Take Action

Download the A-G Tool Kit here by scanning this QR code on your phone. Ensure you and the ones you love are on track to complete A-G.



Join us: Be part of the movement

Sign up to be in touch with FIA about opportunities to join our city-wide movement for quality, access and equity in Oakland public schools.

